

Tech Sheet: Partenavia, Vulcanair P-68C & P-68R

(partenavia-vulcanair-P68C.pdf)



Partenavia Observer Canopy/Bubble Cover

Section 1: Canopy/Cockpit/Fuselage Covers

The **Partenavia, Vulcanair P-68C & P-68R Cockpit Cover** helps reduce damage to the upholstery and avionics caused by excessive heat and can eliminate problems caused by leaking door and window seals. They keep the windshield and window surfaces clean and help prevent vandalism and theft.

Cockpit covers are designed to cover the windshield and side windows of the cockpit. Attachment buckles are made of nonmetal *Delrin*, designed for rugged outdoor use. The windshield cover comes with a duffle bag. The N-number can be imprinted onto the cover for an extra charge. The windshield cover is trimmed in the colors of the aircraft.

This cover type is made from Silver Acrylic Sunbrella canvas and is 100% lined with a soft and smooth microfiber. Bruce's Custom Covers developed this material combination especially for aircraft protection. The outer material is medium weight and treated for water resistance, UV resistance and anti-static buildup. The inner lining is a very soft and smooth microfiber to prevent scratching. The material is very reflective, and tests show that the cabin interior temperature can be reduced to near-ambient temperature on the hottest of days. It is water, ice and snow repellent, yet breathable to allow moisture to escape from between the cover and the aircraft surface.

The **Canopy/Nose Cover** combines a Canopy Cover and a Nose cover. The Partenavia, Vulcanair P-68C & P-68R Canopy/Nose Cover is designed to enclose the windshield, all side windows, canopy roof, and also extends forward to cover the nose. It is a one-piece cover. The Canopy/Nose Cover is custom designed for each model, as well as your aircraft's specific antenna and temperature probe placements. The Canopy/Nose Cover attaches using adjustable "belly straps", which run under the belly and connect to the other side of the cover with a quick-release plastic buckle. To ensure the most secure fit, high-quality shock cord is enclosed in the hem of the cover to help keep the cover tighter against the airplane. Canopy Covers are commonly referred to as Cabin Covers, Fuselage Covers, Canvas Covers, Canopy Caps, etc.

This cover type is made from Silver Acrylic Sunbrella canvas and is 100% lined with a soft and smooth microfiber. Bruce's Custom Covers developed this material combination especially for aircraft protection. The outer material is medium weight and treated for water resistance, UV resistance and anti-static buildup. The inner lining is a very soft and smooth microfiber to prevent scratching.

The material is very reflective, and tests show that the cabin interior temperature can be reduced to near-ambient temperature on the hottest of days. It is water, ice and snow repellent, yet breathable to allow moisture to escape from between the cover and the aircraft surface.



Canopy Cover for Partenavia P-68



Partenavia, Vulcanair P-68C & P-68R Canopy/Nose Cover, Wrap-Around

| Description | Part Number | Price |
|---|-----------------|------------------|
| COCKPIT COVER | P68C-000 | \$465.00 |
| CANOPY/NOSE COVER, Wrap-Around | P68C-010 | \$710.00 |
| CANOPY/NOSE COVER, Wrap-Around, with Bubble Window Details | P68C-011 | \$800.00 |
| CANOPY/NOSE COVER, Over-the-Top, covers nose, cabin roof, back to dorsal | P68C-012 | \$1285.00 |
| CANOPY/NOSE COVER, Wrap-Around, covers nose, cabin roof, NOT back to dorsal | P68C-013 | \$1125.00 |

Section 2: Engine/Prop Covers

Engine Covers will cinch around or behind the spinner, cover the entire engine cowl area including the engine air cooling and induction air inlets, and fastens together with Velcro beneath the spinner down the front of the cowling. The Engine Cover is attached with a belly strap aft of the firewall, and can Velcro to the Canopy Cover. Engine Covers are normally made from Solution-Dyed Polyester or Acrylic *Sunbrella*. An Insulated version of the engine cover can be made with a thicker, quilted, and water-repellent material. The Insulated Engine Cover works well in cold climates to help with engine preheating.

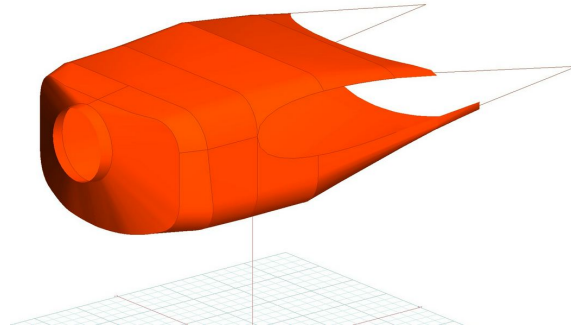
The **Partenavia, Vulcanair P-68C & P-68R Insulated Engine Cover** works well in cold climates to help with engine preheating. You can add an access flap for an additional fee. It will cinch around or behind the spinner, cover the entire engine cowl area including the engine air inlets, and fastens together with Velcro beneath the spinner down the front of the cowling.

Insulated Covers Material - A special composite material of solution-dyed polyester, 3M Thinsulate insulation, and soft nylon interior fabric. Our insulated covers are designed to complement an engine preheater and help retain heat in the engine compartment after shutdown. If you operate your aircraft in cold-weather, these covers will help prevent engine wear and tear.

The **Partenavia, Vulcanair P-68C & P-68R Propeller Cover** is a one-piece design that form fits to the blades and spinner. The prop cover slips over the blades and spinner and is attached by a plastic all-weather zipper on the bottom of the blades. Propeller covers can be made for multiple numbers of blades, and for wooden, composite or metal props. The Propeller Cover is normally made from Acrylic *Sunbrella* or Solution-Dyed Polyester and is lined 100% with a soft and smooth microfiber. **Insulated Propeller Covers** works well in cold climates to help with engine preheating. These insulated versions are made with a thicker, quilted, water-repellent, and breathable material.

This cover type is made from Silver Acrylic Sunbrella canvas and is 100% lined with a soft and smooth microfiber. Bruce's Custom Covers developed this material combination especially for aircraft protection. The outer material is medium weight and treated for water resistance, UV resistance and anti-static buildup. The inner lining is a very soft and smooth microfiber to prevent scratching. The material is very reflective, and tests show that the cabin interior temperature can be reduced to near-ambient temperature on

the hottest of days. It is water, ice and snow repellent, yet breathable to allow moisture to escape from between the cover and the aircraft surface.



Partenavia P68C Insulated Engine Cover, 3D model

| Description | Part Number | Price |
|--|-----------------|------------------|
| ENGINE COVERS (set of 2) | P68C-102 | \$930.00 |
| INSULATED ENGINE COVERS (set of 2) | P68C-103 | \$1260.00 |
| PROPELLOR/SPINNER COVERS, 2 Blade (set of 2) | P68C-120 | \$590.00 |
| INSULATED PROPELLOR/SPINNER COVERS, 2 Blade (set of 2) | P68C-125 | \$825.00 |
| PROPELLOR/SPINNER COVERS, 3 Blade (set of 2) | P68C-130 | \$800.00 |
| INSULATED PROPELLOR/SPINNER COVERS, 3 Blade (set of 2) | P68C-135 | \$1115.00 |

Section 3: Plugs & Protection

Engine Inlet Plugs are custom fit for your Partenavia, Vulcanair P-68C & P-68R intakes, made with heavy-duty vinyl material, and stuffed with a single block of sculpted urethane foam. Each plug has a zipper that allows the foam to be removed and dried if necessary. Engine plugs have warning flags that are visible from the cockpit or 'remove before flight' streamers sewn onto the face of the plugs. Most plugs are imprinted with the aircraft registration number in black for an extra charge. Storage bag NOT included. Engine plugs may be inserted after flight when the engine is still warm. **Engine Inlet Plugs are commonly referred to as Cowl Plugs, Intake Plugs, Cowl Blocks, Engine Blocks, and Engine Bungs.**



Observer Engine Plugs



ENGINE PLUGS PREVENT BIRD NEST FOD. Piper Saratoga Engine Cowling Bird's Nest

| Description | Part Number | Price |
|-------------------------------|-----------------|-----------------|
| ENGINE INLET PLUGS (set of 4) | P68C-100 | \$315.00 |

Section 4: Wing/Tail/Empennage Covers

Horizontal Stabilizer Covers are a perfect solution to protect your paint from sun damage and prevent frost, snow, ice buildup, and corrosion. They are made from Solution-Dyed Polyester or Acrylic *Sunbrella*. They cover the entire upper surface of the stabilizers and overlap around the leading and trailing edges as well as the wing tip. The covers secure under each stabilizer with adjustable straps. In some instances, cut-outs are made in the trailing edge of the wing covers to accommodate for static wicks. **Horizontal Stabilizer Covers** for winter use or long-term all year use are usually available, and are normally made from Solution-Dyed Polyester or Acrylic *Sunbrella*. A Hail Protection version can be made which incorporates dense closed cell foam into the entire upper surface of the wing covers to help prevent hail damage. Although these covers are bulky, they do help protect your wing and control surfaces against small to medium-size hail.


ALL-YEAR USE MATERIAL - Made with Silver Acrylic Sunbrella canvas, the all-year use material is the best option for sun protection and cover longevity. This heavier more durable material is intended for all weather conditions, such as rain and snow or lots of sun.

WINTER USE MATERIAL - Made with Solution-Dyed Polyester fabric, this option is intended for seasonal use to aid in deicing, rain mitigation, or for occasional travel. The material is lighter and more compact, but more susceptible to UV damage and may have a shorter useful life if used continuously outside than the all-year use material.


The **Partenavia, Vulcanair P-68C & P-68R Wing Covers** are a perfect solution to protect your paint from sun damage and prevent winter frost, snow, ice buildup, and corrosion. They are made from Solution-Dyed Polyester or Acrylic *Sunbrella* and form-fit to slip around each wing tip, cover the entire upper surface of the wing and wrap around the leading and trailing edges. The covers secure under the wing with adjustable straps from the trailing edge to the leading edge. The wing covers can also attach to each other with adjustable straps at the leading and trailing edges of the wing under the belly of the plane. In some instances, cut-outs are made in the trailing edge of the wing covers to accommodate static wicks. We have the ability to also accommodate wing tip modifications, such as STOL kits, droop tips, and vortex generators. Wing covers are labeled LEFT and RIGHT for your convenience. Wing Covers are available for winter use or long-term, all-year use. A Hail Protection version can be made which incorporates very dense closed cell foam into the entire upper surface of the wing covers to help prevent hail damage. Although these covers are bulky, they do help protect your wing and control surfaces against small to medium-size hail.

ALL-YEAR USE MATERIAL - Made with Silver Acrylic Sunbrella canvas, the all-year use material is the best option for sun protection and cover longevity. This heavier more durable material is intended for all weather conditions, such as rain and snow or lots of sun.

WINTER USE MATERIAL - Made with Solution-Dyed Polyester fabric, this option is intended for seasonal use to aid in deicing, rain mitigation, or for occasional travel. The material is lighter and more compact, but more susceptible to UV damage and may have a shorter useful life if used continuously outside than the all-year use material.



Partenavia Wing "Cap"



Partenavia Wing "Cap"

| Description | Part Number | Price |
|---|-----------------|------------------|
| WING COVERS, WINTER USE (set of 2) | P68C-200 | \$870.00 |
| WING COVERS, ALL YEAR USE (set of 2) | P68C-205 | \$1130.00 |
| WING/ENGINE COVERS, WINTER USE (set of 2) | P68C-220 | \$1705.00 |
| WING/ENGINE COVERS, ALL YEAR USE (set of 2) | P68C-225 | \$2220.00 |
| OVER-WING COVER, extends to cover wing root fairings | P68C-230 | \$470.00 |
| HORIZONTAL STABILIZER COVERS, WINTER USE (set of 2) | P68C-300 | \$395.00 |
| HORIZONTAL STABILIZER COVERS, ALL YEAR USE (set of 2) | P68C-305 | \$510.00 |

Section 5: HeatShields & Sun Reflectors

Cockpit Heatshields are interior sunshades for the aircraft's cockpit. The product is a unique composite of closed-cell foam with a silver mylar finish. The semi-rigid design is stiff enough to stand inside the window framing. The set folds up flat and is easily stored in the included storage sleeve. Some designs may require velcro and suction cups. A Heatshield is an excellent short-term remedy for cockpit overheating, but an external fabric cover is more effective for long-term protection.

Heatshields are interior sunshades for an aircraft's windows or canopy glass. The product is a unique composite of closed-cell foam with a silver mylar finish. The semi-rigid design is stiff enough to stand along the inside of the windshield using sun visors or window framing. It folds up flat and easily stores in the included storage sleeve. Some designs may require velcro and suction cups. A Heatshield is an excellent short-term remedy for cockpit overheating.



Partenavia P68c Cockpit HeatShields, Engine Plugs

| Description | Part Number | Price |
|--------------------------------|-----------------|-----------------|
| COCKPIT HEATSHIELDS (set of 2) | P68C-900 | \$255.00 |
| HEATSHIELD SET (set of 8) | P68C-910 | \$505.00 |

Section 7: Light Weight Products: Travel Covers and FlyAway Covers

The **Partenavia, Vulcanair P-68C & P-68R Cockpit Cover** helps reduce damage to the upholstery and avionics caused by excessive heat and can eliminate problems caused by leaking door and window seals. They keep the windshield and window surfaces clean and help prevent vandalism and theft.

Cockpit covers are designed to cover the windshield and side windows of the cockpit. Attachment buckles are made of nonmetal *Delrin*, designed for rugged outdoor use. The windshield cover comes with a duffle bag. The N-number can be imprinted onto the cover for an extra charge. The windshield cover is trimmed in the colors of the aircraft.

This cover type is made from Silver Acrylic Sunbrella canvas and is 100% lined with a soft and smooth microfiber. Bruce's Custom Covers developed this material combination especially for aircraft protection. The outer material is medium weight and treated for water resistance, UV resistance and anti-static buildup. The inner lining is a very soft and smooth microfiber to prevent scratching. The material is very reflective, and tests show that the cabin interior temperature can be reduced to near-ambient temperature on the hottest of days. It is water, ice and snow repellent, yet breathable to allow moisture to escape from between the cover and the aircraft surface.

The **Lightweight Travel Canopy Cover** will cover the same area as our standard Canopy Cover, but the material used is very lightweight and will fold up and store in a much smaller space. This cover is ideal for the airplane that is stored in a hangar full-time and only needs a cover on rare occasions.

Travel Covers are made with Silver Solution-Dyed Polyester fabric and only lined over the windshield to save weight. The material is lightweight and more compact for easy stowage in the aircraft. The polyester material is water resistant, but only intended for occasional use outside. We also have an ultra lightweight material available for fitted hangar dust covers. For daily outdoor use, the non-travel Sunbrella Cover is the best choice.

| Description | Part Number | Price |
|---|-----------------|------------------|
| TRAVEL COVER, Light Weight Travel Cockpit Cover | P68C-800 | \$375.00 |
| TRAVEL COVER, Light Weight Canopy Cover, Wrap-Around | P68C-810 | \$575.00 |
| TRAVEL COVER, Light Weight Canopy Cover, Wrap-Around, with Bubble Window Details | P68C-820 | \$640.00 |
| TRAVEL COVER, Light Weight Canopy Cover, Wrap-Around, covers nose, cabin roof, back to dorsal | P68C-830 | \$1025.00 |
| TRAVEL COVER, Light Weight Canopy Cover, Wrap-Around, covers nose, cabin roof, NOT back to dorsal | P68C-840 | \$900.00 |

Prices subject to change. Other Covers and Design Alterations: Prices on request.

Prices are FOB Morgan Hill, CA. Sales tax on orders shipped to California addresses. Orders take approximately 3 weeks to complete. For domestic orders we normally ship by UPS ground service. Next day shipping and air parcel post is available on request. We can take payment by Visa, Mastercard, American Express, or Discover.

Bruce's Custom Covers offers protective covers and plugs for virtually every type of airplane, jet and helicopter. If you have questions about our products please call any time TOLL FREE: 800/777-6405, or FAX: 408/738-2729.

Instructions: Measure to the nearest 1/8" and only fill in what applies. You may email, fax or phone in the measurements.

Aircraft Reg / Tail Number: _____ Aircraft Type: _____ Year: _____
 Name: _____ Phone & Email: _____

OAT Placement

| | | | | | | | |
|------------------------|--|---------------------------|--------|-------|------------------------|--|---------------------------|
| A | From top of windshield | | | | | | |
| B | Offset from centerline | | | | | | |
| | <table style="width: 100%; border-collapse: collapse;"> <tr> <td style="width: 33%; text-align: center;">Left</td> <td style="width: 34%; text-align: center;">Center</td> <td style="width: 33%; text-align: center;">Right</td> </tr> <tr> <td style="text-align: center;"><small>(pilot)</small></td> <td></td> <td style="text-align: center;"><small>(co-pilot)</small></td> </tr> </table> | Left | Center | Right | <small>(pilot)</small> | | <small>(co-pilot)</small> |
| Left | Center | Right | | | | | |
| <small>(pilot)</small> | | <small>(co-pilot)</small> | | | | | |
| C | Height | | | | | | |
| D | From FWD edge | | | | | | |
| E | From lower edge | | | | | | |
| F | From forward corner | | | | | | |
| G | Distance forward | | | | | | |



| Antenna Placements | Example <small>(inches or metric)</small> | Antenna #1 | | | Antenna #2 | | | Antenna #3 | | | Antenna #4 | | | | | | | | | | | | | | | | | | | | | | | | |
|--|--|---------------------------|--------|-------|------------------------|----------|---------------------------|---|------|--------|------------|------------------------|--|---------------------------|---|------|--------|-------|------------------------|--|---------------------------|---|------|--------|-------|------------------------|--|---------------------------|---|------|--------|-------|------------------------|--|---------------------------|
| H Distance from top center windshield to front of Antenna | 34 5/8" | | | | | | | | | | | | | | | | | | | | | | | | | | | | | | | | | | |
| J Length/Width of Antenna base | 5 1/2" x 3 1/4" | | | | | | | | | | | | | | | | | | | | | | | | | | | | | | | | | | |
| K Offset from Centerline | 9 1/2" | | | | | | | | | | | | | | | | | | | | | | | | | | | | | | | | | | |
| Antenna Offset (mark one) | <table style="width: 100%; border-collapse: collapse;"> <tr> <td style="width: 33%; text-align: center;">Left</td> <td style="width: 34%; text-align: center;">Center</td> <td style="width: 33%; text-align: center;">Right</td> </tr> <tr> <td style="text-align: center;"><small>(pilot)</small></td> <td style="text-align: center;">X</td> <td style="text-align: center;"><small>(co-pilot)</small></td> </tr> </table> | Left | Center | Right | <small>(pilot)</small> | X | <small>(co-pilot)</small> | <table style="width: 33%; border-collapse: collapse;"> <tr> <td style="width: 33%; text-align: center;">Left</td> <td style="width: 34%; text-align: center;">Center</td> <td style="width: 33%; text-align: center;">Right</td> </tr> <tr> <td style="text-align: center;"><small>(pilot)</small></td> <td></td> <td style="text-align: center;"><small>(co-pilot)</small></td> </tr> </table> | Left | Center | Right | <small>(pilot)</small> | | <small>(co-pilot)</small> | <table style="width: 33%; border-collapse: collapse;"> <tr> <td style="width: 33%; text-align: center;">Left</td> <td style="width: 34%; text-align: center;">Center</td> <td style="width: 33%; text-align: center;">Right</td> </tr> <tr> <td style="text-align: center;"><small>(pilot)</small></td> <td></td> <td style="text-align: center;"><small>(co-pilot)</small></td> </tr> </table> | Left | Center | Right | <small>(pilot)</small> | | <small>(co-pilot)</small> | <table style="width: 33%; border-collapse: collapse;"> <tr> <td style="width: 33%; text-align: center;">Left</td> <td style="width: 34%; text-align: center;">Center</td> <td style="width: 33%; text-align: center;">Right</td> </tr> <tr> <td style="text-align: center;"><small>(pilot)</small></td> <td></td> <td style="text-align: center;"><small>(co-pilot)</small></td> </tr> </table> | Left | Center | Right | <small>(pilot)</small> | | <small>(co-pilot)</small> | <table style="width: 33%; border-collapse: collapse;"> <tr> <td style="width: 33%; text-align: center;">Left</td> <td style="width: 34%; text-align: center;">Center</td> <td style="width: 33%; text-align: center;">Right</td> </tr> <tr> <td style="text-align: center;"><small>(pilot)</small></td> <td></td> <td style="text-align: center;"><small>(co-pilot)</small></td> </tr> </table> | Left | Center | Right | <small>(pilot)</small> | | <small>(co-pilot)</small> |
| Left | Center | Right | | | | | | | | | | | | | | | | | | | | | | | | | | | | | | | | | |
| <small>(pilot)</small> | X | <small>(co-pilot)</small> | | | | | | | | | | | | | | | | | | | | | | | | | | | | | | | | | |
| Left | Center | Right | | | | | | | | | | | | | | | | | | | | | | | | | | | | | | | | | |
| <small>(pilot)</small> | | <small>(co-pilot)</small> | | | | | | | | | | | | | | | | | | | | | | | | | | | | | | | | | |
| Left | Center | Right | | | | | | | | | | | | | | | | | | | | | | | | | | | | | | | | | |
| <small>(pilot)</small> | | <small>(co-pilot)</small> | | | | | | | | | | | | | | | | | | | | | | | | | | | | | | | | | |
| Left | Center | Right | | | | | | | | | | | | | | | | | | | | | | | | | | | | | | | | | |
| <small>(pilot)</small> | | <small>(co-pilot)</small> | | | | | | | | | | | | | | | | | | | | | | | | | | | | | | | | | |
| Left | Center | Right | | | | | | | | | | | | | | | | | | | | | | | | | | | | | | | | | |
| <small>(pilot)</small> | | <small>(co-pilot)</small> | | | | | | | | | | | | | | | | | | | | | | | | | | | | | | | | | |
| L Slope length of Antenna (types 1-3 only) | 18" | | | | | | | | | | | | | | | | | | | | | | | | | | | | | | | | | | |
| M Antenna Type (see types below) | 1 | | | | | | | | | | | | | | | | | | | | | | | | | | | | | | | | | | |



Ph: 408/738-3959 • Toll Free: 800/777-6405 • Fax: 408/738-2729 • bruce@aircraftcovers.com

Instructions: Measure to the nearest 1/8" and only fill in what applies. You may email, fax or phone in the measurements.

Aircraft Reg / Tail Number: _____ Aircraft Type: _____ Year: _____
 Name: _____ Phone & Email: _____

Propellor Measurements

| Please check one: | 2 - Blade | 3 - Blade | 4 - Blade |
|--|-----------|-----------|-----------|
| A Measure along surface of cone | | | |
| B Measure "straight line" base to tip | | | |
| C Base to top of blade root opening | | | |
| D Provide diameter or circumference | | | |
| E Provide diameter or circumference | | | |
| F Blade root to prop tip | | | |
| G Trailing edge to leading edge | | | |
| H Trailing edge to leading edge | | | |
| J Trailing edge to leading edge | | | |



Ph: 408/738-3959 • Toll Free: 800/777-6405 • Fax: 408/738-2729 • bruce@aircraftcovers.com